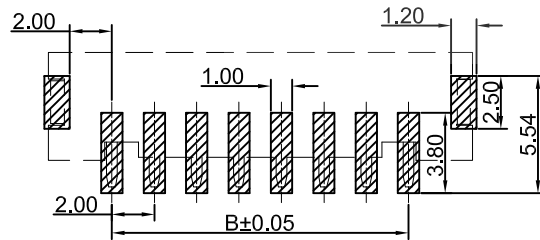
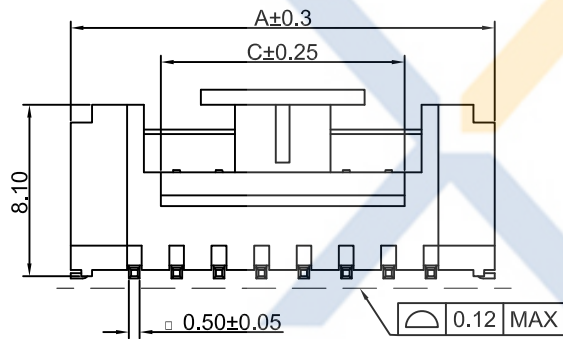
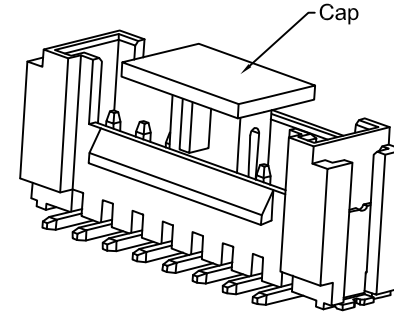
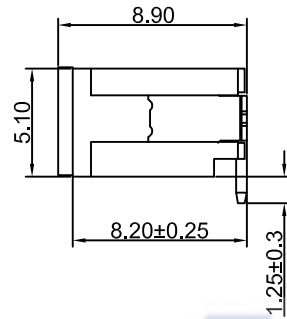
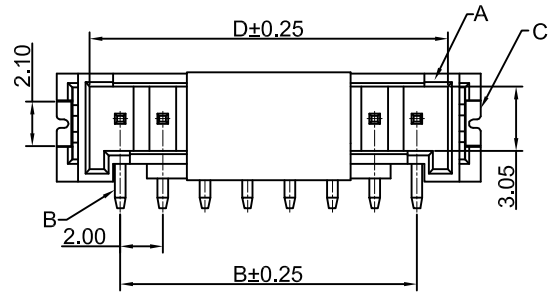


DRAWING FOR CUSTOMER



Board Layout
General Tolerance: ±0.05

■SPEC.:

- Rated Voltage:250V AC,DC
- Rated Current:3A AC,DC
- Withstand Voltage:800V AC/minute
- Contact Resistance:20mΩ max
- Insulation Resistance:1000MΩ min
- Temperature Range:-25℃~+85℃

■Material:

- Insulator(A):C1-LCP UL94V-0
Color:BGE-Beige;BK-Black
- Contact Pin(B): Brass
Finish: Tin plated;over Nickel
- Solder Tab(C):Brass
Finish: Tin plated;over Nickel

KB935-XX X S V 6 A-C1- XX

Pin No.
包裝方式:
T:TUBE (管裝)
R:REEL (卷裝)
P: PE (袋裝)
S:SMT
D:DIP

Color
Material
Version
Mold No.
R:Right Angle
V:Vertical

Poles	Dimensions (mm)			
	A	B	C	D
02	8.00	2.00	2.70	4.75
03	10.00	4.00	3.20	6.75
04	12.00	6.00	3.50	8.90
05	14.00	8.00	5.50	10.90
06	16.00	10.00	7.50	12.90
07	18.00	12.00	9.50	14.90
08	20.00	14.00	11.50	16.90
09	22.00	16.00	13.50	18.90
10	24.00	18.00	15.50	20.90
11	26.00	20.00	15.50	22.90
12	28.00	22.00	15.50	24.90
13	30.00	24.00	15.50	26.90
14	32.00	26.00	15.50	28.90
15	34.00	28.00	15.50	30.90
16	36.00	30.00	15.50	32.90

XYCO 东莞市轩业电子科技有限公司
TEL: 0769-8297 9981/2/3 <http://www.XYCO.com.cn>

2015-12-10		A			KB935-XXXSV6A-C1-XX	Devin	KB935-XXXSV6A-C1-XX		UNIT	mm	PRODUCT NAME	PHS PH2.0mm Wire To Board SMT Vertical Wafer								
DATE	日期	VER	版本	CHANGE HISTORY	變更歷史	CHANGED NAME	修改後料號	DRAWING	變更者	TOLERANCE	公差		DRAWING	設計者	Devin	PART NO.	料號	DWG NO.	圖號	PE1901005A
										.X=±0.30	.XX=±0.20		.XXX=±0.10	CHECKED	審查	Thomas	APPROVED	核准	William	